

State Market Overview

Tennessee



PACKET PURPOSE

Dear conference attendee,

Thank you for joining the State-Based Exchange Growth and Innovation Conference. We appreciate your time and the service you render on behalf of the individuals, families, and households in your state.

As states consider marketplace strategy and implementation pathways, these decisions carry significant operational and policy implications and require navigating complex tradeoffs across risk, timing, and resources. This packet is designed to support state-led decision-making by providing a shared fact base, practical examples, and a set of questions to help your team assess options and align stakeholders after the conference.

This packet is for informational purposes only and does not constitute legal, actuarial, financial, procurement, or other professional advice, nor does it constitute a recommendation to pursue any specific exchange model.

We hope you use this packet to continue the conversation after the conference and accelerate next steps. If the materials prompt questions or interest in additional discussions, we welcome your engagement and can help point you to relevant resources.

Sincerely,

The OCI, MGT, and MCG Teams

Table of Contents

STATE BASELINE

Overview	5
Financial Modeling	6
Comparative Data	7
Carrier Information	8
2026 Enrollment Data	9
Policy Landscape and Goals	10

EXCHANGE MODELS

Model Comparison (FFE vs SBE-FP vs SBE)	12
Implementation Timeline	13
SBE Risks and Benefits	14

REPLICABLE INNOVATIONS

Section 1332 Waiver	16
Briefs	17
CMS News	19

IMPLEMENTATION TOOLKIT

Key Considerations	21
Legislative Checklist	22
Letter of Intent	23
Blueprint	24

APPENDIX

Source Library	26
----------------------	----

State Baseline

State profile, trends, and implications to inform leadership decisions.

State Baseline | Overview



Tennessee – State Snapshot

As of January 2026

CURRENT EXCHANGE MODEL	PLAN SELECTIONS	UNINSURED RATE
FFE	569K¹	9.7%³
CARRIER PARTICIPATION	USER FEE PAID TO FFE	PROJECTED STATE NET INCOME UNDER SBE MODEL
6² PY26 New Entrants: None PY26 Exit: None	\$143M⁴ Reinvestment potential if replaced with a state assessment	\$75M⁴ Potential Revenue – Estimated Costs

KEY TAKEAWAYS

- **Coverage gap:** Tennessee's uninsured rate (9.7%) is above the U.S. average, putting it a bit above the middle of the pack.
- **Marketplace scale:** ~569k plan selections, comparable to South Carolina among FFE states.
- **Funding lever:** \$75M projected state net income under SBE model creates a pool to fund priorities.



Key Questions for Leadership

- **Outcomes:** What outcomes are we trying to improve in the next 12–24 months, and how will we measure success?
- **Constraints:** What constraints are most limiting today, and which levers can we realistically pull in the near term?

Data shown reflects best-available public sources as of January 2026 and may be revised. For informational purposes only; no warranties; not legal/actuarial advice; independent verification required.

Source(s): ¹plan selections and ²carrier participation (CMS Marketplace Open Enrollment / The Tennessee Department of Commerce and Insurance); ³uninsured rate (SHADAC/CPS/ACS); Note that Carriers refers to QHP carriers. ⁴MCG Consulting estimates.

State Baseline | Financial Modeling

Opportunity Cost: For Plan Year 2026, CMS is charging a 2.5% User Fee. With **569,310 enrollees** and an **\$838 average premium**, Tennessee has **~\$143.1M** in opportunity costs.

Financial Calculator				
Cost Type	Total Revenue	Units	Total Costs	Units
One-Time Costs			Start-up Funding* (State Appropriation or Dedicated)	<u>\$22.8M</u>
Ongoing Costs and Revenues	Enrollment (plan selections) X	569K	Technology and Call Center +	\$45.5M
	Average Premium X	\$838	Administration and Staffing +	\$5.3M
	User Fee (discretion of the state) X	3%	Outreach and Marketing +	\$14.2M
	Months	12	Miscellaneous Expenses	\$2.8M
Totals	Total Revenue Per Year	<u>\$171.7M</u>	Total Costs Per Year	<u>\$67.9M</u>



Strategic Questions

- What user fee rate sustains core operations while protecting affordability?
- What service offerings should be funded now versus phased in (technology, call center, outreach)?
- What start-up funding is needed to cover one-time build costs and avoid a launch-year gap? (Select start-up build costs can be amortized.)

KEY TAKEAWAYS

- At a **3.0%** assessment, Indiana would generate **~\$171.7M/year** in exchange revenue under SBE model; after **~\$67.9M** in ongoing costs, net reinvestment potential is **~\$103.8M/year**.
- Key decision is balancing affordability vs sustainability: set a fee that funds core operations plus reserves, then use net funds to improve outreach, consumer support, and platform performance.

*Illustrative framework; not a budget, forecast, or actuarial estimate. For informational purposes only; verify independently.
Start-up costs are comprised of project management office, independent verification and validation, and user acceptance.

State Baseline | Comparative Data

Uninsured Map

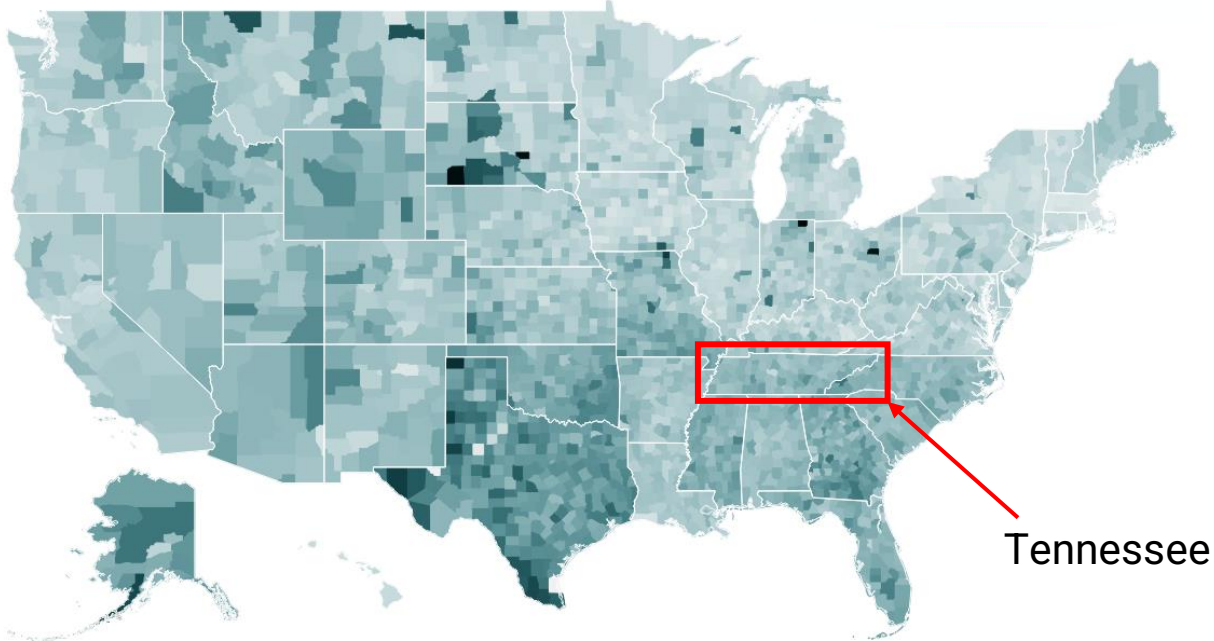
2019-2023 American Community Survey (ACS) 5-Year Estimates: Percent Uninsured

Percent Uninsured

0.0%



44.3%



Core Metrics by Plan Year

Plan Year	Carriers	OE Plan Selections	Average Premium*	FFE User Fee %	FFE User Fee \$
2024	6	555,103	\$622	2.20%	\$91.2M
2025	6	642,867	\$634	1.50%	\$73.4M
2026	6	569,310	\$838	2.50%	\$143.1M

KEY TAKEAWAYS







- **Enrollment dipped in 2026:** ~569k selections in 2026 vs ~642k in 2025 (~11.4% decrease).
- **Affordability headwinds + higher user fee:** Average premium \$634 → \$838 and FFM user fee 1.5% → 2.5%, driving estimated user fee dollars up to \$143.1M in 2026 (95.8% increase from 2025) despite lower enrollment.

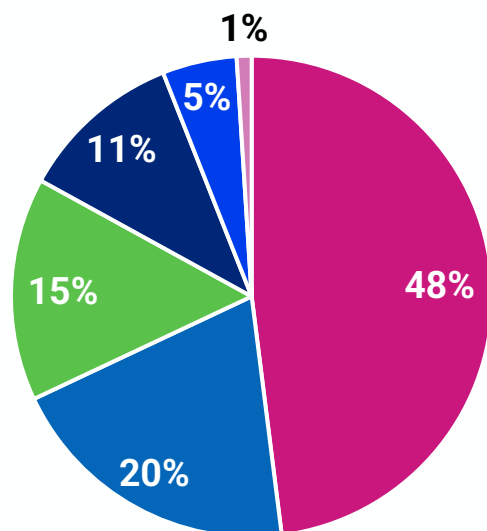
State Baseline | Carrier Information

Distribution of Carriers in Tennessee



2024 Enrollment by Carrier

	Ambetter of Tennessee	48%
	Blue Cross Blue Shield of Tennessee	20%
	Cigna Healthcare	15%
	United Healthcare	11%
	Oscar Insurance Company	5%
	Ascension Healthcare	1%



- Ambetter of Tennessee
- Blue Cross Blue Shield of Tennessee
- Cigna Healthcare
- United Healthcare
- Oscar Insurance Company
- Ascension Healthcare

KEY TAKEAWAYS

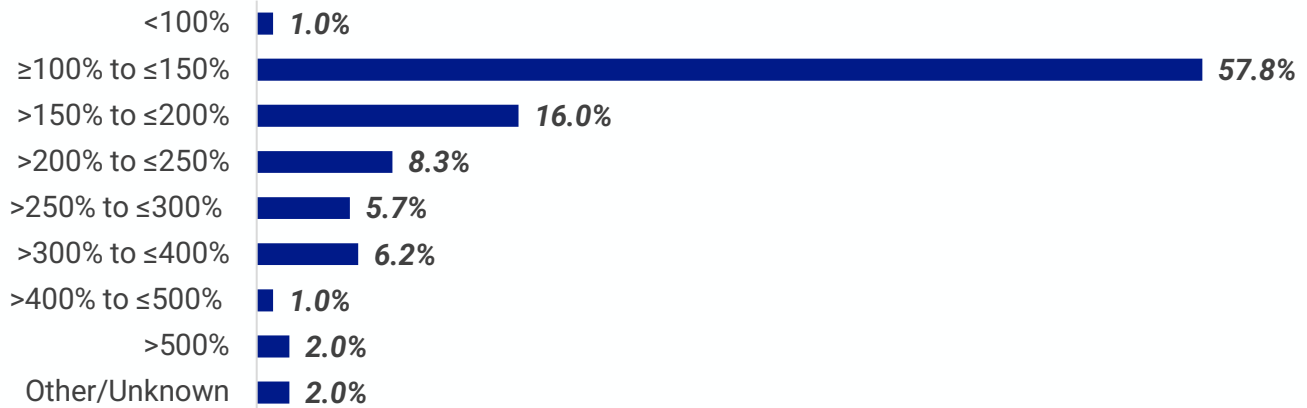
- **Market breadth:** 6 participating issuers in Tennessee (near typical marketplace breadth) with a moderately high concentrated enrollment distribution.
- **Concentration:** Ambetter of Tennessee holds ~48% of enrollment suggesting moderately high concentration risk and mixed competitive pressure on pricing and design.

Source: CMS Issuer-Level Enrollment (2024).

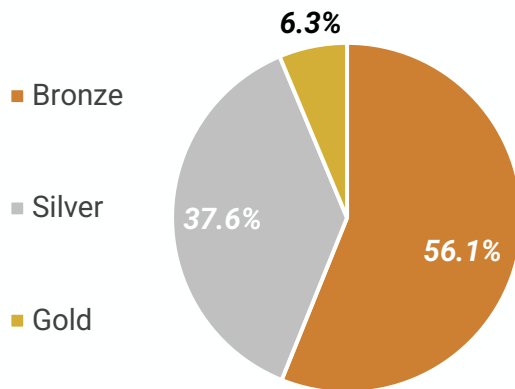
State Baseline | 2026 Open Enrollment

2026 Enrollment Data in Tennessee

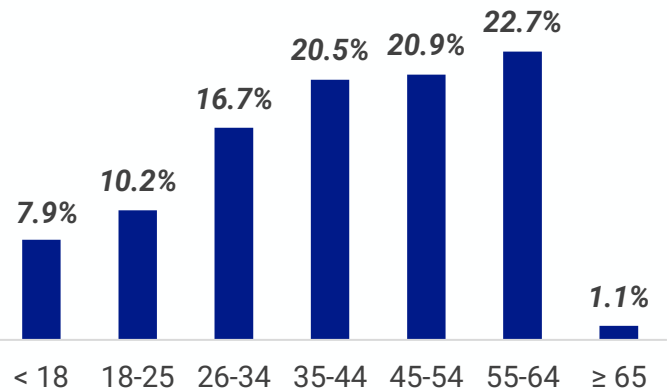
PLAN SELECTIONS BY % FEDERAL POVERTY LEVEL



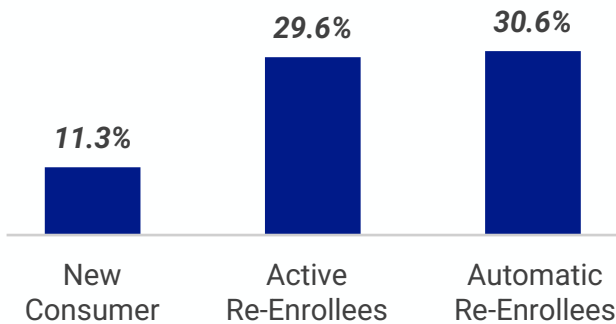
PLAN SELECTIONS BY METAL LEVEL



PLAN SELECTIONS BY AGE



PLAN SELECTIONS BY ASSISTANCE



KEY TAKEAWAYS

- Enrollment Concentration:** Plan selections are dominated by consumers 100–150% FPL, with enrollment skewing toward ages 35–64, led by individuals ages 55–64 who represent the largest share of enrollees.
- Broker/Agent-Assisted Retention:** Bronze plans account for many selections, with enrollment primarily driven by automatic and active re-enrollees, while new consumer participation remains relatively limited.

Source(s): CMS.gov.

State Baseline | Policy Landscape and Goals

Policy Goals of Tennessee



Affordability



Rural Access



Consumer Choice



Fraud Prevention



Health Equity



Integrity

In Tennessee, leaders have emphasized affordability, consumer choice, rural access, fraud prevention, health equity and integrity while federal marketplace policy and operational requirements continue to evolve. This context elevates decisions that affect carrier participation and the pace at which the state can execute.

“A business-friendly environment that encourages choice and competition will help the insurance market better meet people’s needs.” – Carter Lawrence, Commissioner

“By working together, we can grow services, support more families in need, and improve rural health care access statewide.” – Bill Lee, Governor

KEY TAKEAWAYS

- **Priority alignment:** Tennessee’s policy agenda centers on affordability, consumer choice, and competition, with an emphasis on supporting enrollment growth while maintaining market stability.
- **Execution reality:** As federal marketplace policy and operational requirements continue to evolve, state leaders are balancing enrollment goals with practical execution considerations that shape the timing and sequencing of implementation decisions.

Exchange Models

Operating model options, tradeoffs, and decision criteria for state marketplaces

Exchange Models | Model Comparison

Exchange Models (FFE vs SBE-FP vs SBE)



Federally Facilitated Exchange (FFE): A marketplace where the federal government (CMS) operates the exchange platform and core enrollment infrastructure (HealthCare.gov), and the state primarily retains its traditional insurance oversight role (e.g., DOI regulation), with no direct control over exchange operations.



State-Based Exchange on the Federal Platform (SBE-FP): A marketplace where the state operates limited exchange functions such as plan management and consumer outreach while using the federal enrollment platform (HealthCare.gov) for eligibility and enrollment, combining greater state operational control with federal platform reliance.



State-Based Exchange (SBE): A marketplace where the state operates the exchange, including the consumer-facing marketplace platform and associated operations (directly or through vendors), and is responsible for exchange performance, which provides maximum state control but also greater implementation, operational, and accountability burden.

Function	FFE	SBE-FP	SBE
Governance	<ul style="list-style-type: none"> Federal governance Limited state control 	<ul style="list-style-type: none"> State entity required CMS agreements 	<ul style="list-style-type: none"> State entity required Full accountability
User Fees	<ul style="list-style-type: none"> FFE user fee applies No reinvestment control 	<ul style="list-style-type: none"> State sets user fee (within rules) 	<ul style="list-style-type: none"> State sets user fee and funds full operations
Platform	<ul style="list-style-type: none"> HealthCare.gov 	<ul style="list-style-type: none"> HealthCare.gov platform State runs limited exchange functions 	<ul style="list-style-type: none"> State platform or vendor State owns UX and operations
Plan Management	<ul style="list-style-type: none"> CMS certifies QHPs State regulates insurers 	<ul style="list-style-type: none"> CMS certifies QHPs State supports plan 	<ul style="list-style-type: none"> State certifies QHPs State leads oversight
Consumer Assistance	<ul style="list-style-type: none"> CMS-led baseline Limited tailoring CMS call center 	<ul style="list-style-type: none"> State controls outreach CAC/broker strategy State call center 	<ul style="list-style-type: none"> State controls outreach Integrated digital tools State call center
Compliance and Reporting	<ul style="list-style-type: none"> CMS-led controls State coordinates 	<ul style="list-style-type: none"> State-led with guardrails Evidence required 	<ul style="list-style-type: none"> State-led full program Evidence and audits

Exchange Models | Implementation Timeline

SBE & SBE-FP Implementation Timeline

1) State elects to transition

2) LOI to CMS

3) Blueprint to CMS

4) CMS reviews

5) Blueprint approval

1) Elect to Transition from FFE to an SBE

2) Letter of Intent (LOI) sent to CMS "No later than" 21 months prior to first OE (2/1/27)

3) Blueprint submitted to CMS Due at least 15 months prior to first OE (8/1/27)

4) CMS review and follow-ups*

5) CMS Blueprint approval

First eligible Open Enrollment for SBE - '28



1) Elect to Transition from FFE to an SBE-FP

2) Letter of Intent (LOI) sent to CMS "No later than" 9 months prior to first OE (2/1/27)

3) Blueprint submitted to CMS Due at least 3 months before first OE (8/1/27)*

4) CMS review and follow-ups*

5) CMS Blueprint approval

First eligible Open Enrollment for SBE-FP - '27



KEY TAKEAWAYS

- The key deadline to consider is 2/1/27 to submit the LOI for either SBE or SBE-FP.
- CMS performs iterative review of Blueprint submission; readiness checks occur during this time.

Source(s): CMS CCIIO, [Exchange Blueprint Application](#) (SBE/SBE-FP timing guidance) and 45 CFR §155.106 (submission timing requirements).

*Note: Current CMS rules do not require a one-year interim period for FFE to SBE-FP. A separate one-year SBE-FP requirement currently applies only to states seeking to launch a full State Exchange. CMS has proposed removing that requirement for 2027. 13

Exchange Models | SBE Risks and Benefits

Risks

- **Cost:** Start-up and ongoing operations; steady-state run rate risk
- **Procurement:** Complex timelines and vendor dependencies
- **Readiness:** Gaps across policy, finance, operations, and delivery
- **Governance:** Heavier decision rights, accountability, and oversight
- **Platform:** Build and integration risk (especially beyond SBE-FP)

Benefits

- **Control:** Direct ownership of plan management and market strategy
- **Revenue:** Reinvestible user-fee value to fund outreach and improvements
- **Tailoring:** Consumer support and equity strategies aligned to local needs
- **Accountability:** Clear performance expectations for vendors and customer experience (CX)
- **Agility:** Faster response to market events and policy priorities



When to Pause

- **Scale:** Enrollment too small to sustain prudent run rate without higher fees or fewer benefits
- **Authority:** Governance and decision rights unclear or politically unstable
- **Capacity:** Procurement flexibility or vendor market depth too limited
- **Value:** Objectives achievable via FFE improvements or SBE-FP without full platform risk

KEY TAKEAWAYS

- Moving toward an SBE is a deliberate tradeoff: more state control and flexibility, but higher operational cost, complexity, and execution risk.
- The case is strongest when user-fee reinvestment and objectives justify the operating run rate.
- The case is weakest when fixed costs, procurement constraints, or governance capacity materially increase consumer disruption risk.

Replicable Innovations

Proven implementation ideas and reusable artifacts to accelerate state progress

Replicable Innovations | Section 1332 Waiver

1332 Waiver Decision Pathway



Primary Problems to Solve

- 1 **Stabilize Premiums:** Reinsurance / risk stabilization
- 2 **Improve Affordability:** Subsidy wrap or cost-sharing support (within guardrails)
- 3 **Expand Coverage:** Targeted coverage pilots for specific populations



Market Context



Market context matters because a 1332 waiver only works if it fits the state's actual market dynamics. Enrollment mix, premiums, carrier participation, and operational constraints determine both the size of the impact and what is feasible to implement.

Federal Guardrails



- **Coverage:** A comparable number of residents must have coverage
- **Affordability:** Coverage must be at least as affordable for residents
- **Comprehensiveness:** Benefits must be at least as comprehensive
- **Deficit Neutrality:** The waiver cannot increase the federal deficit



Timeline

~12–18 months from concept to approval.

KEY QUESTION

- Is there a clearly defined affordability or coverage problem that a 1332 waiver can materially improve, with acceptable implementation risk and administrative burden?

Replicable Innovations | Briefs (1 of 2)

Innovation Brief Examples



Enhanced Direct Enrollment (EDE)

- **Problem:** Consumer friction and low conversion
- **Approach:** Allow approved partners to enroll consumers through certified pathways
- **Prerequisites:** Strong partner oversight, security controls, data governance
- **Value/Risk:** Convenience and reach; requires tight governance



Verification Modernization (*GDOL model)

- **Problem:** High costs, eligibility churn, and documentation burden
- **Approach:** Improve income/verification workflows and data matching
- **Prerequisites:** Data-sharing agreements, integration capability, governance
- **Value/Risk:** Better experience; must manage privacy and data quality



One-Time Password (OTP) and Account Protection

- **Problem:** Fraud and consumer friction
- **Approach:** Implement modern authentication and recovery procedures
- **Prerequisites:** Identity strategy, call center procedures, accessibility testing
- **Value/Risk:** Reduced fraud; usability tradeoffs to manage

KEY TAKEAWAYS

- **EDE:** Boosts conversion via partners but demands strong oversight.
- **GDOL model:** Cuts verification churn through data matching and workflow redesign.
- **OTP:** Strengthens account security; manage accessibility and recovery friction.

Source(s): See source library. *Georgia Department of Labor (GDOL).

Replicable Innovations | Briefs (2 of 2)

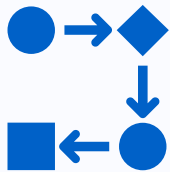
Innovation Brief Examples

Community Partners




- **Problem:** Hard-to-reach groups face awareness, access, and language barriers
- **Approach:** Equip trusted local orgs to do outreach and education support
- **Prerequisites:** Partner criteria, training, privacy/consent, QA, reporting
- **Value/Risk:** Better equity and retention; requires tight oversight

Platform Contact Center Integration



- **Problem:** High procedural churn and documentation burden
- **Approach:** Integrate contact-center workflows, shared notes, and warm handoffs across programs
- **Prerequisites:** Shared governance, data-sharing agreements, trained staff
- **Value/Risk:** Higher retention and faster resolution; needs privacy and data quality safeguards

Exchange Rules Engine



- **Problem:** Slow updates, and friction
- **Approach:** Establish a dedicated exchange rules engine that manages marketplace-specific eligibility logic
- **Prerequisites:** Clearly defined marketplace rules, data governance, access controls, and robust scenario testing
- **Value/Risk:** Faster updates, fewer errors, improved consumer experience

KEY TAKEAWAYS

- **Community partners:** Extend reach and equity; require training and QA.
- **Platform Integration:** Reduces procedural churn through shared workflows and handoffs.
- **Rules engine:** Improves consistency and integrity; monitor for inequitable impacts.

Source(s): See source library.

Replicable Innovations | CMS News

Marketplace Integrity and Affordability (MIA) Rule: 2026 Stay and 2027 Re-Proposals

On Aug. 22, 2025, a federal district court stayed several MIA Final Rule provisions. For OE 2026, the five items below are not in effect. CMS has separately re-proposed select items and advanced related proposals in the 2027 NBPP proposed rule.



Income verification policies | Re-proposed for 2027: Income verification for below-100% FPL mismatches and no IRS tax data.



Past-due premiums | Related 2027 proposal: Past-due premium denial stayed; CMS instead seeks comment on premium payment thresholds.



AV de minimis expansion | Related 2027 proposal: actuarial value de minimis expansion stayed; CMS instead proposes bronze and catastrophic cost-sharing flexibility.



Minimum \$5 premium payment | No direct 2027 re-proposal identified: \$5 premium for certain auto re-enrollees.



SEP documentation requirements | Re-proposed for 2027 on FFEs and SBE-FPs: SEP verification beyond loss of MEC and 75% of new SEP enrollments.

KEY TAKEAWAYS

- **Context:** The stay governs PY 2026. The five items above are not in effect for PY 2026.
- **2027 outlook:** CMS re-proposes income verification and broader SEP verification and advances related proposals on premium thresholds and bronze/catastrophic cost sharing.
- **Planning implication:** Build 2026 operations off the stayed-status list and monitor 2027 rulemaking separately for re-proposed and related policy changes.

Source(s): [Impacts of City of Columbus v. Kennedy on Open Enrollment \(OE\) 2026](#); [HHS Notice of Benefit and Payment Parameters for 2027 Proposed Rule](#) | CMS.

Implementation Toolkit

High-level readiness considerations and example artifacts for states choosing to proceed

Implementation Toolkit | Key Considerations

Questions to Pressure Test a Transition

Area	Key Questions
Strategic Fit	<ul style="list-style-type: none"> • What outcomes matter most in the next 12–24 months? • What does “success” mean, and what is unacceptable disruption?
Financial	<ul style="list-style-type: none"> • Can fees reliably cover run rate, reserves, and volatility? • In a downside case, what fails first?
Authority and Governance	<ul style="list-style-type: none"> • Is authority clear and durable? • Who decides, who owns risk, and who is accountable?
Procurement	<ul style="list-style-type: none"> • Can we contract for this scope under our rules? • Where could vendor dependence create single points of failure?
Operational	<ul style="list-style-type: none"> • Do we have the people and processes to run core functions day to day?
Technology	<ul style="list-style-type: none"> • What must integrate cleanly, and what cannot break?
Integrity	<ul style="list-style-type: none"> • Can we strengthen controls without reducing access or equity?
Stakeholder Alignment	<ul style="list-style-type: none"> • Where is resistance most likely, and what is the path to alignment? • What exactly changes for consumers, and what stays the same?



KEY TAKEAWAYS

- Transition decisions succeed when objectives, readiness, and risk tolerance are explicit; if authority, funding, vendors, or capacity are weak, prioritize lower-risk improvements first.

Informational only; not legal/procurement advice. No warranties; verify independently.

Implementation Toolkit | Legislative Checklist

Statutory Checklist for Exchange Implementation

Required Provisions

- Create or designate the exchange entity
- Define governance accountability
- Authorize exchange functions and responsibilities
- Authorize funding, fee collection, spending
- Authorize contracting (procurement and vendor)
- Authorize safeguards (data use, sharing)
- Authorize program integrity and audits

Optional Provisions

- Set financial controls and audit requirements
- Set fee policy guardrails
- Set reporting and transparency requirements
- Set performance targets and remedies
- Define appeals and complaints process
- Define consumer assistance standards
- Set equity and accessibility standards



State Examples

- **Georgia:** Georgia Senate Bill 65 (or successor authorizing action)
- **Pennsylvania:** Act 42 of 2019 (created Pennie)
- **Virginia:** Code of Virginia 38.2-6502 (Virginia's Insurance Marketplace)

KEY TAKEAWAYS

- Use this checklist to confirm statutory authority for the target model (SBE or SBE-FP).
- Use peer-state examples to accelerate drafting and clarify what can be addressed in statute vs. rule or interagency agreement.

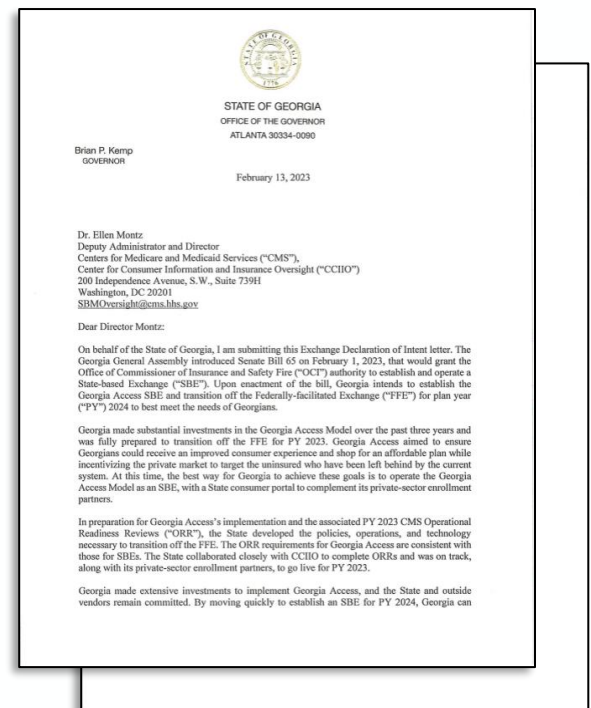
Implementation Toolkit | Letter of Intent

Letter of Intent

Purpose: A Letter of Intent (LOI) is a short, non-binding notice to CMS that a state is exploring or intends to pursue an exchange model change (SBE-FP or SBE) and requests structured engagement. CMS generally expects an LOI as an early step to initiate coordination and clarify requirements, even when not explicitly mandated in statute or regulation.

Template Elements

- **Statement of intent:** Tennessee intends to pursue [SBE-FP/SBE] effective [Plan Year], subject to final approvals.
- **Target model (neutral):** [FFE → SBE-FP → SBE] or [Alternative pathway].
- **Proposed timeline:** Planning: [dates]; Procurement: [dates]; Build/Test: [dates]; Launch: [date].
- **Governance owner:** Accountable entity: [Agency/Authority], with oversight by [Board/Secretary/etc.].
- **Operational scope:** Plan management; consumer assistance; outreach; finance; program integrity; reporting.
- **Request for CMS engagement:** Request initial technical assistance, checkpoint cadence, and submission guidance.
- **Primary contacts:** Executive sponsor: [Name/Title]; Program lead: [Name/Title]; Technical lead: [Name/Title].







KEY TAKEAWAYS

- Send an LOI early to open a structured dialogue with CMS on approach, scope, and timing.
- Clarify the target model, governance owner, and high-level implementation timeline.
- Request CMS technical assistance, key milestones, and submission expectations.

Implementation Toolkit | Blueprint

Blueprint Readiness Map

 Workstream	 Deliverables	 Evidence Examples	 CMS Review Criteria
Governance	Entity, oversight, policies	Statute/EO; charter; approvals	Authority docs; governance; policies; decision rights
Plan Management	QHP certification and issuer oversight	Manual; templates; timelines	QHP certification; issuer oversight; timelines; controls
Consumer Assistance and Outreach	CAC/broker, call center, marketing	SLAs; training; campaigns	Call center; CAC/broker; accessibility; equity plan
Eligibility and Enrollment Interfaces	Data flows, integrations, testing	ICDs; test evidence; error handling	Integration; data flows; testing; error handling
Finance and Accounting	User fee, controls, audit readiness	SOPs; audit plan; reporting cadence	Fee policy; accounting controls; audit readiness
Program Integrity	Verification, appeals, oversight	Integrity plan; monitoring; audit protocols	Verification; fraud prevention; appeals
Privacy and Security	Security program and incident response	Policies; pen test; IR plan	Security program; incident response; access controls
Reporting	CMS reporting and internal dashboards	Calendar; data dictionary; QA	Required reporting; QA controls; dashboards
Vendor Management	SLAs, governance, performance monitoring	Contracts; scorecards; escalation	Oversight, performance controls

KEY TAKEAWAYS

- The blueprint is an evidence package: CMS assesses whether capabilities and controls exist, not just whether documentation is written.
- Use the table to identify high-risk gaps early (authority, integrations, consumer support, security).
- Requirements and review emphasis can vary; validate expectations with current CMS guidance and state counsel.

Appendix

Appendix | Source Library

SBE Resource Library

The Master QR code links to a curated folder of templates, examples, and reference materials to support planning and implementation.

Feasibility

- Feasibility RFP and study examples
- Operating model and cost model examples

CMS Approval

- LOI example
- Blueprint instructions and checklists
- Blueprint application example

Legislation

- Illustrative statutory or regulatory language excerpts that enabled reform

Procurement

- IT and call center RFP examples
- Analytics/reporting RFP examples
- QA/UAT and independent verification scopes

Innovation Briefs

- EDE brief
- Verification modernization brief
- OTP/account protection one-pager

1332 Waivers

- CMS guidance and application resources
- State examples (reinsurance, affordability)

Master QR

Full packet + library



Thank You

Questions?

Email George Durham (gdurham@mgt.us),
Young Lee (ylee@mgt.us), or
Duane McKee (duane@mckeeconsultinggroup.com)